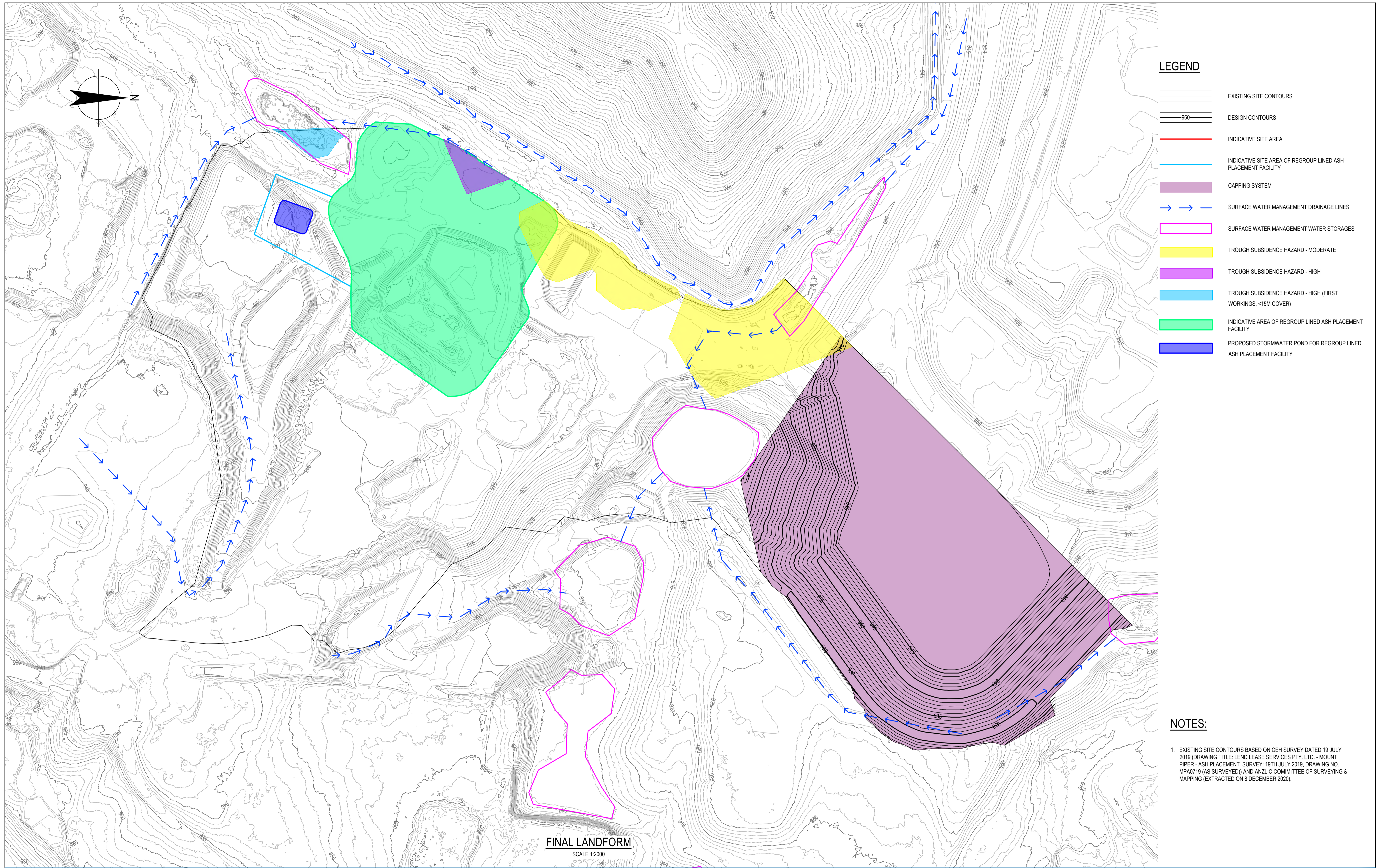














APPENDIX A CONCEPT DESIGN



LEGEND

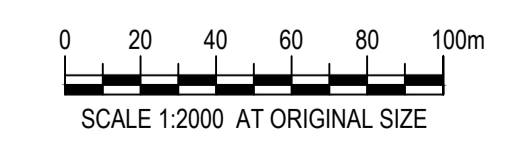
-  EXISTING SITE CONTOURS
-  DESIGN CONTOURS
-  INDICATIVE SITE AREA
-  INDICATIVE SITE AREA OF REGROUP LINED ASH PLACEMENT FACILITY
-  CAPPING SYSTEM
-  SURFACE WATER MANAGEMENT DRAINAGE LINES
-  SURFACE WATER MANAGEMENT WATER STORAGES
-  TROUGH SUBSIDENCE HAZARD - MODERATE
-  TROUGH SUBSIDENCE HAZARD - HIGH
-  TROUGH SUBSIDENCE HAZARD - HIGH (FIRST WORKINGS, <15M COVER)
-  INDICATIVE AREA OF REGROUP LINED ASH PLACEMENT FACILITY
-  PROPOSED STORMWATER POND FOR REGROUP LINED ASH PLACEMENT FACILITY

NOTES:

1. EXISTING SITE CONTOURS BASED ON CEH SURVEY DATED 19 JULY 2019 (DRAWING TITLE: LEND LEASE SERVICES PTY. LTD. - MOUNT PIPER - ASH PLACEMENT SURVEY; 19TH JULY 2019. DRAWING NO. MPA0719 (AS SURVEYED)) AND ANZLIC COMMITTEE OF SURVEYING & MAPPING (EXTRACTED ON 8 DECEMBER 2020).

FINAL LANDFORM
SCALE 1:2000

No	Revision	Note: * indicates signatures on original issue of drawing or last revision of drawing	Drawn	Job Manager	Project Director	Date
A	INITIAL ISSUE		LP			



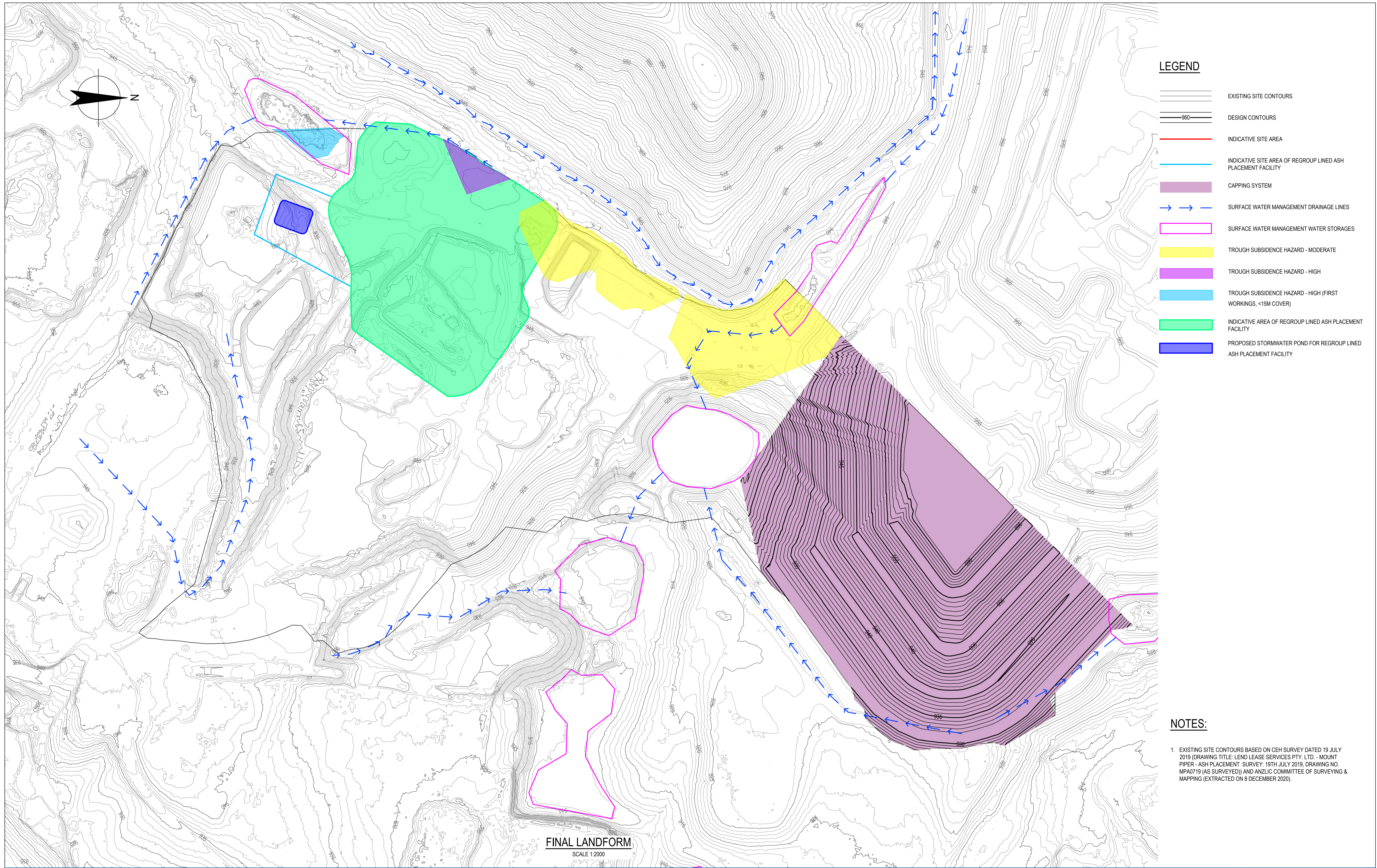
Level 15, 133 Castlereagh Street, Sydney NSW 2000 Australia
Tel: 61 2 9239 7199
E: sydmail@ghd.com W: www.ghd.com

DO NOT SCALE


Xref GHD_G_1031.dwg
Conditions of Use:
This document may only be used by GHD's client (and any other person who GHD has agreed can use this document) for the purpose for which it was prepared and must not be used by any other person or for any other purpose.

Drawn	L. POSADAS	Designer	R. GREWAL
Drafting Check		Design Check	
Approved (Project Director)		Date	
Scale	1 : 2000	This Drawing must not be used for Construction unless signed as Approved	

Client	ENERGYAUSTRALIA NSW AND RE.ENERGY
Project	ASH PLACEMENT CELL CONCEPT DESIGN
Title	FILL STAGE 1A
Original Size	A1
Drawing No:	12541487-C004
Rev:	A



No	Revision	Note: * indicates signatures on original issue of drawing or last revision of drawing	Drawn	Job Manager	Project Director	Date
A	INITIAL ISSUE		LP			

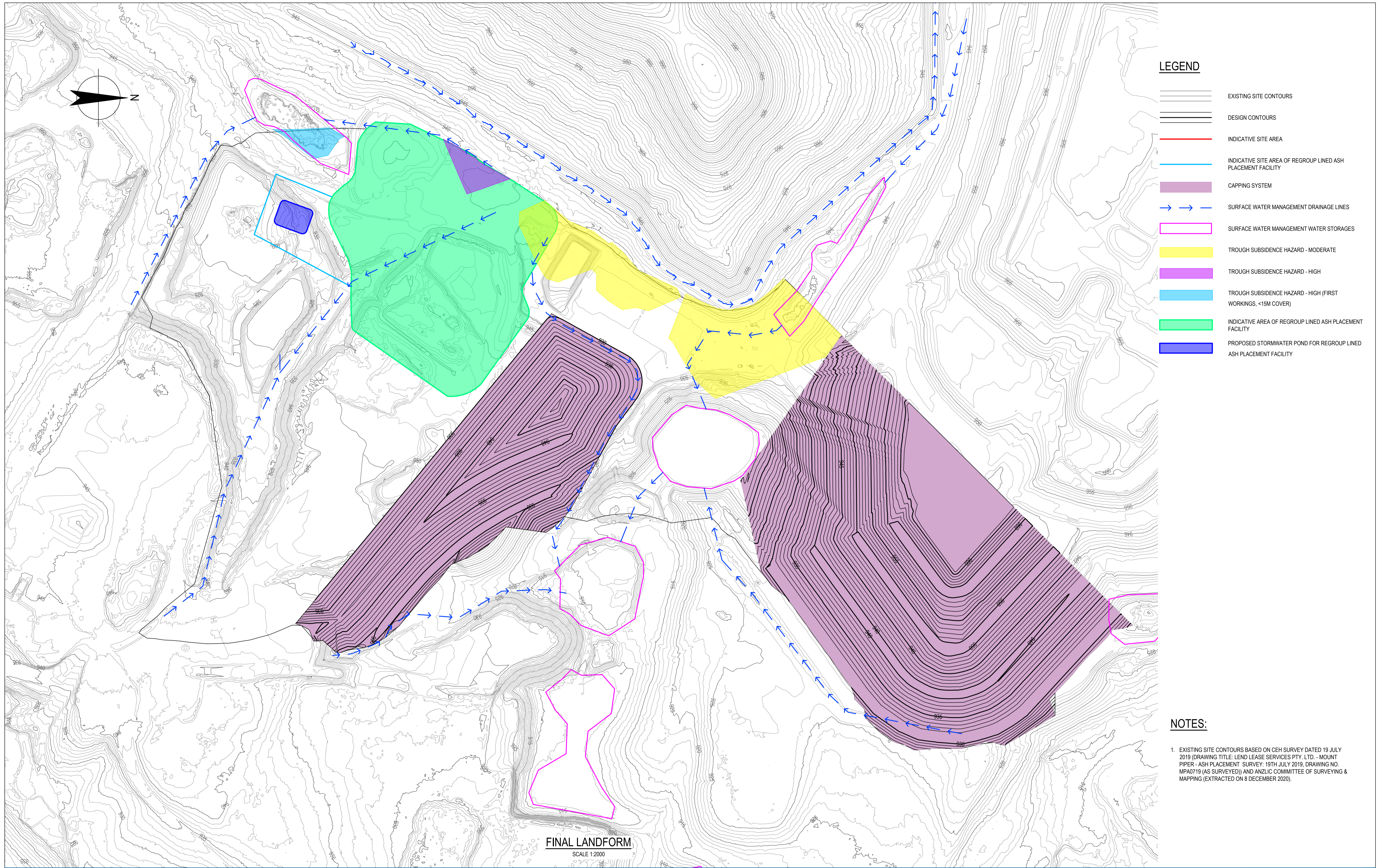


GHD

Level 15, 133 Castlereagh Street, Sydney NSW 2000 Australia
Tel: +61 2 9239 7199
E: sydmail@ghd.com W: www.ghd.com

DO NOT SCALE	Drawn L. POSADAS	Designer R. GREWAL
Xref GHD_G_1031.dwg	Drafting Check	Design Check
Conditions of Use. This document may only be used by GHD's client (and any other person who GHD has agreed can use this document) for the purpose for which it was prepared and must not be used by any other person or for any other purpose.	Approved (Project Director)	Date
	Scale 1 : 2000	This Drawing must not be used for Construction unless signed as Approved

Client	ENERGYAUSTRALIA NSW AND RE.ENERGY
Project	ASH PLACEMENT CELL CONCEPT DESIGN
Title	FILL STAGE 1B
Original Size	A1
Drawing No:	12541487-C005
Rev:	A



- LEGEND**
- EXISTING SITE CONTOURS
 - DESIGN CONTOURS
 - INDICATIVE SITE AREA
 - INDICATIVE SITE AREA OF REGROUP LINED ASH PLACEMENT FACILITY
 - CAPPING SYSTEM
 - SURFACE WATER MANAGEMENT DRAINAGE LINES
 - SURFACE WATER MANAGEMENT WATER STORAGES
 - TROUGH SUBSIDENCE HAZARD - MODERATE
 - TROUGH SUBSIDENCE HAZARD - HIGH
 - TROUGH SUBSIDENCE HAZARD - HIGH (FIRST WORKINGS, <15M COVER)
 - INDICATIVE AREA OF REGROUP LINED ASH PLACEMENT FACILITY
 - PROPOSED STORMWATER POND FOR REGROUP LINED ASH PLACEMENT FACILITY

NOTES:

- EXISTING SITE CONTOURS BASED ON CEH SURVEY DATED 19 JULY 2019 (DRAWING TITLE: LEND LEASE SERVICES PTY. LTD. - MOUNT PIPER - ASH PLACEMENT SURVEY: 19TH JULY 2019, DRAWING NO. MPA0719 (AS SURVEYED)) AND ANZLIC COMMITTEE OF SURVEYING & MAPPING (EXTRACTED ON 8 DECEMBER 2020).

No	Revision	Note: * indicates signatures on original issue of drawing or last revision of drawing	Drawn	Job Manager	Project Director	Date
A	INITIAL ISSUE		LP			

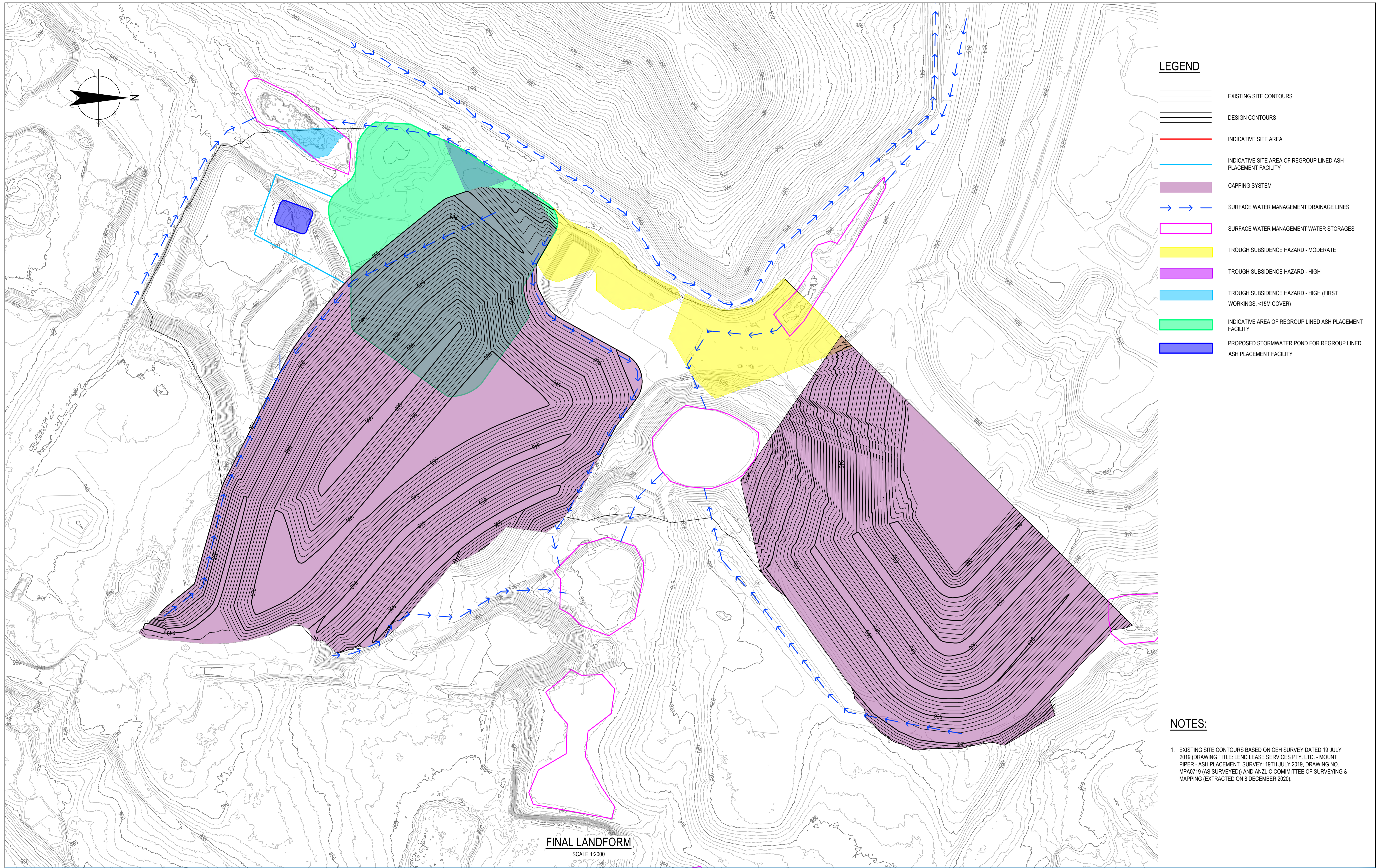


GHD

Level 15, 133 Castlereagh Street, Sydney NSW 2000 Australia
 Tel: +61 2 9239 7199
 E: sydmail@ghd.com W: www.ghd.com

DO NOT SCALE	Drawn L. POSADAS	Designer R. GREWAL
Xref GHD_G_1031.dwg	Drafting Check	Design Check
Conditions of Use: This document may only be used by GHD's client (and any other person who GHD has agreed can use this document) for the purpose for which it was prepared and must not be used by any other person or for any other purpose.	Approved (Project Director) Date	
	Scale 1 : 2000	This Drawing must not be used for Construction unless signed as Approved

Client	ENERGYAUSTRALIA NSW AND RE.ENERGY
Project	ASH PLACEMENT CELL CONCEPT DESIGN
Title	FILL STAGE 2A
Original Size	A1
Drawing No:	12541487-C006
Rev:	A



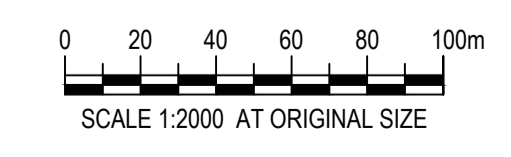
- LEGEND**
- EXISTING SITE CONTOURS
 - DESIGN CONTOURS
 - INDICATIVE SITE AREA
 - INDICATIVE SITE AREA OF REGROUP LINED ASH PLACEMENT FACILITY
 - CAPPING SYSTEM
 - SURFACE WATER MANAGEMENT DRAINAGE LINES
 - SURFACE WATER MANAGEMENT WATER STORAGES
 - TROUGH SUBSIDENCE HAZARD - MODERATE
 - TROUGH SUBSIDENCE HAZARD - HIGH
 - TROUGH SUBSIDENCE HAZARD - HIGH (FIRST WORKINGS, <15M COVER)
 - INDICATIVE AREA OF REGROUP LINED ASH PLACEMENT FACILITY
 - PROPOSED STORMWATER POND FOR REGROUP LINED ASH PLACEMENT FACILITY

NOTES:

- EXISTING SITE CONTOURS BASED ON CEH SURVEY DATED 19 JULY 2019 (DRAWING TITLE: LEND LEASE SERVICES PTY. LTD. - MOUNT PIPER - ASH PLACEMENT SURVEY; 19TH JULY 2019. DRAWING NO. MPA0719 (AS SURVEYED)) AND ANZLIC COMMITTEE OF SURVEYING & MAPPING (EXTRACTED ON 8 DECEMBER 2020).

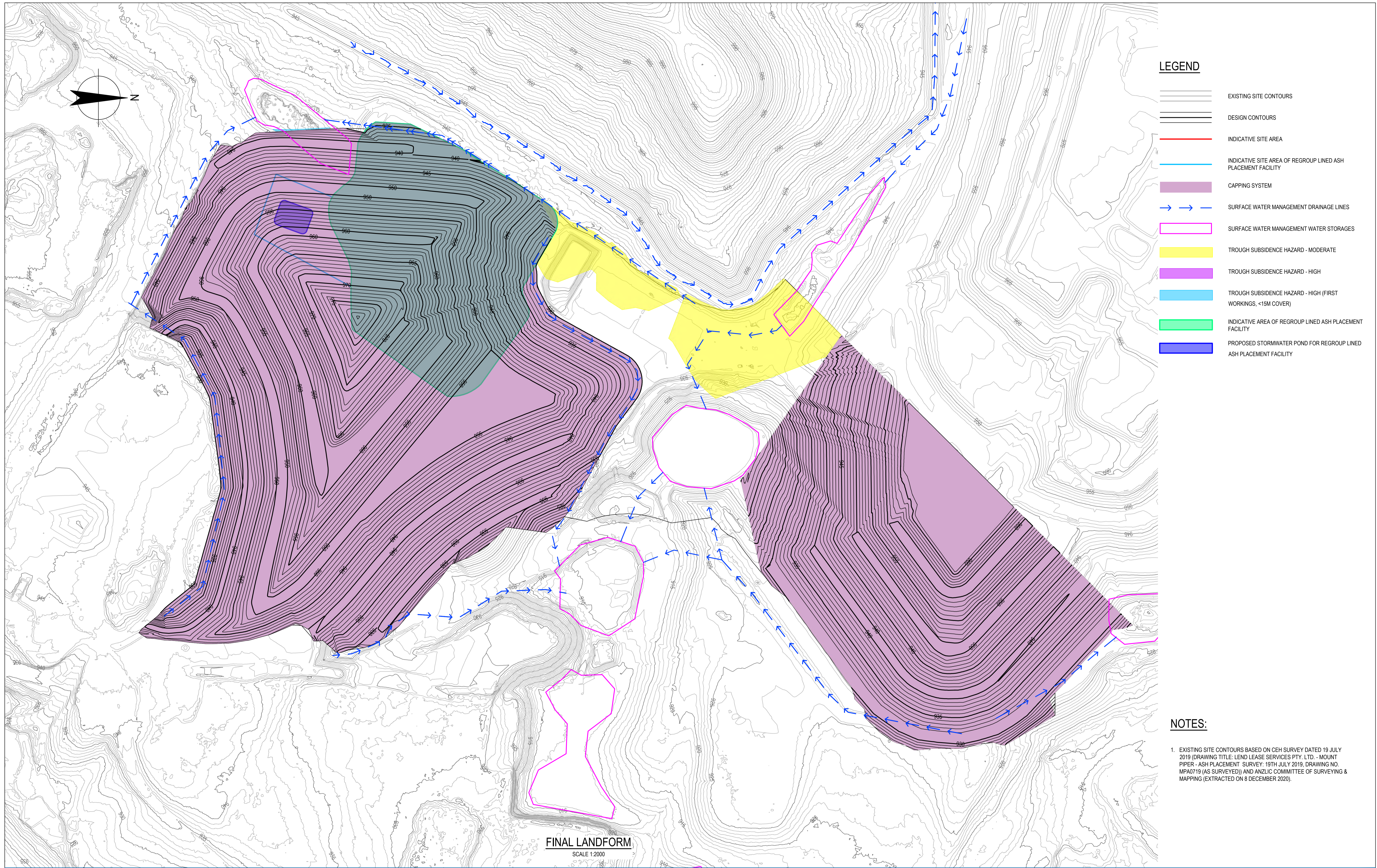
FINAL LANDFORM
SCALE 1:2000

No	Revision	Note: * indicates signatures on original issue of drawing or last revision of drawing	Drawn	Job Manager	Project Director	Date
A	INITIAL ISSUE		LP			















Level 15, 133 Castlereagh Street, Sydney NSW 2000 Australia
 Tel: +61 2 9239 7199
 E: sydmail@ghd.com W: www.ghd.com

<p>DO NOT SCALE</p> <p>Xref GHD_G_1031.dwg</p> <p>Conditions of Use: This document may only be used by GHD's client (and any other person who GHD has agreed can use this document) for the purpose for which it was prepared and must not be used by any other person or for any other purpose.</p>	Drawn L. POSADAS	Designer R. GREWAL	Client ENERGYAUSTRALIA NSW AND RE.ENERGY
	Drafting Check	Design Check	Project ASH PLACEMENT CELL CONCEPT DESIGN
	Approved (Project Director) Date	Scale 1 : 2000	This Drawing must not be used for Construction unless signed as Approved
			Original Size A1 Drawing No: 12541487-C007 Rev: A



LEGEND

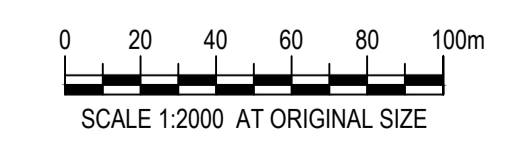
-  EXISTING SITE CONTOURS
-  DESIGN CONTOURS
-  INDICATIVE SITE AREA
-  INDICATIVE SITE AREA OF REGROUP LINED ASH PLACEMENT FACILITY
-  CAPPING SYSTEM
-  SURFACE WATER MANAGEMENT DRAINAGE LINES
-  SURFACE WATER MANAGEMENT WATER STORAGES
-  TROUGH SUBSIDENCE HAZARD - MODERATE
-  TROUGH SUBSIDENCE HAZARD - HIGH
-  TROUGH SUBSIDENCE HAZARD - HIGH (FIRST WORKINGS, <15M COVER)
-  INDICATIVE AREA OF REGROUP LINED ASH PLACEMENT FACILITY
-  PROPOSED STORMWATER POND FOR REGROUP LINED ASH PLACEMENT FACILITY

NOTES:

1. EXISTING SITE CONTOURS BASED ON CEH SURVEY DATED 19 JULY 2019 (DRAWING TITLE: LEND LEASE SERVICES PTY. LTD. - MOUNT PIPER - ASH PLACEMENT SURVEY; 19TH JULY 2019. DRAWING NO. MPA0719 (AS SURVEYED)) AND ANZLIC COMMITTEE OF SURVEYING & MAPPING (EXTRACTED ON 8 DECEMBER 2020).

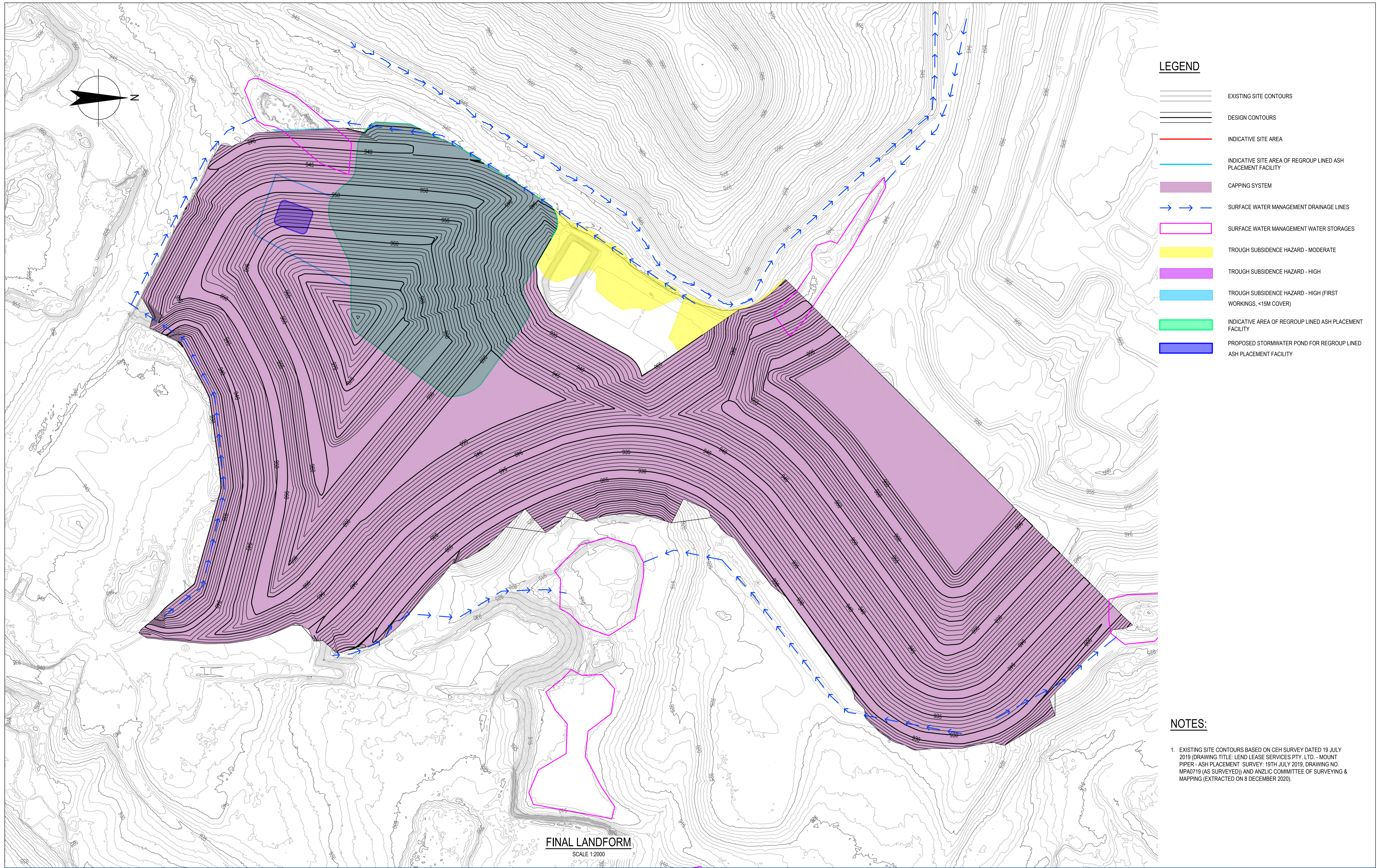
FINAL LANDFORM
SCALE 1:2000

No	Revision	Note: * indicates signatures on original issue of drawing or last revision of drawing	Drawn	Job Manager	Project Director	Date
A	INITIAL ISSUE		LP			



Level 15, 133 Castlereagh Street, Sydney NSW 2000 Australia
 Tel: +61 2 9239 7199
 E: sydmail@ghd.com W: www.ghd.com

DO NOT SCALE	Drawn L. POSADAS	Designer R. GREWAL	Client ENERGYAUSTRALIA NSW AND RE.ENERGY
Xref GHD_G_1031.dwg	Drafting Check	Design Check	Project ASH PLACEMENT CELL CONCEPT DESIGN
Conditions of Use: This document may only be used by GHD's client (and any other person who GHD has agreed can use this document) for the purpose for which it was prepared and must not be used by any other person or for any other purpose.	Approved (Project Director) Date	Scale 1 : 2000	Title FILL STAGE 2C
		This Drawing must not be used for Construction unless signed as Approved	Original Size A1 Drawing No: 12541487-C008 Rev: A



LEGEND

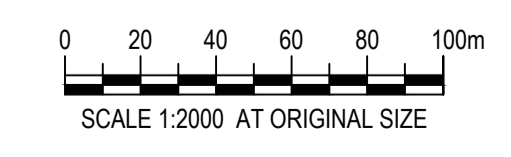
	EXISTING SITE CONTOURS
	DESIGN CONTOURS
	INDICATIVE SITE AREA
	INDICATIVE SITE AREA OF REGROUP LINED ASH PLACEMENT FACILITY
	CAPPING SYSTEM
	SURFACE WATER MANAGEMENT DRAINAGE LINES
	SURFACE WATER MANAGEMENT WATER STORAGES
	TROUGH SUBSIDENCE HAZARD - MODERATE
	TROUGH SUBSIDENCE HAZARD - HIGH
	TROUGH SUBSIDENCE HAZARD - HIGH (FIRST WORKINGS, <15M COVER)
	INDICATIVE AREA OF REGROUP LINED ASH PLACEMENT FACILITY
	PROPOSED STORMWATER POND FOR REGROUP LINED ASH PLACEMENT FACILITY

NOTES:

- EXISTING SITE CONTOURS BASED ON CEH SURVEY DATED 19 JULY 2019 (DRAWING TITLE: LEND LEASE SERVICES PTY. LTD. - MOUNT PIPER - ASH PLACEMENT SURVEY; 19TH JULY 2019. DRAWING NO. MPA0719 (AS SURVEYED)) AND ANZLIC COMMITTEE OF SURVEYING & MAPPING (EXTRACTED ON 8 DECEMBER 2020).

FINAL LANDFORM
SCALE 1:2000

No	Revision	Note: * indicates signatures on original issue of drawing or last revision of drawing	Drawn	Job Manager	Project Director	Date
A	INITIAL ISSUE		LP			

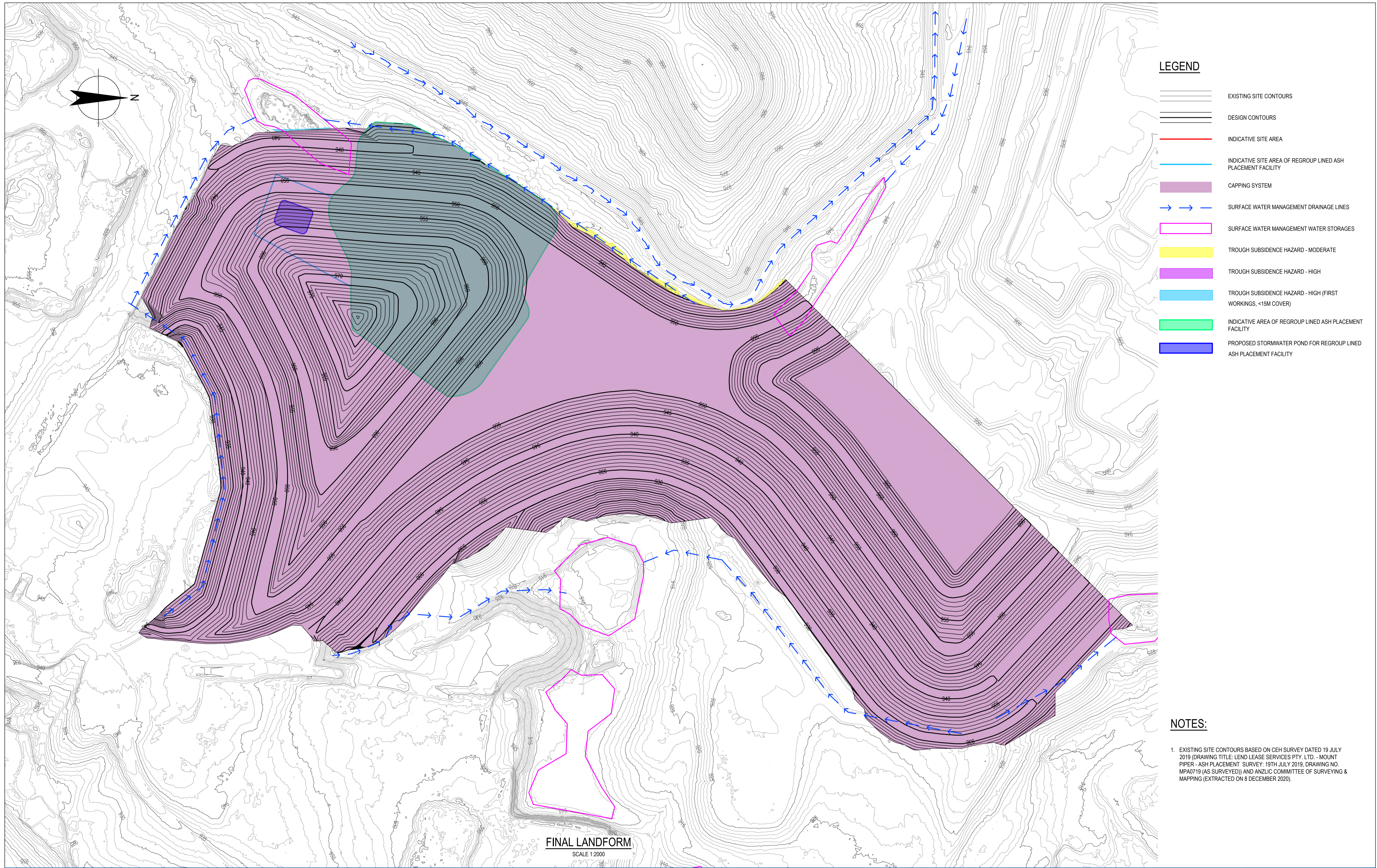


GHD


Level 15, 133 Castlereagh Street, Sydney NSW 2000 Australia
 Tel: +61 2 9239 7199
 E: sydmail@ghd.com W: www.ghd.com

DO NOT SCALE	Drawn L. POSADAS	Designer R. GREWAL
Xref GHD_G_1031.dwg	Drafting Check	Design Check
Conditions of Use: This document may only be used by GHD's client (and any other person who GHD has agreed can use this document) for the purpose for which it was prepared and must not be used by any other person or for any other purpose.	Approved (Project Director) Date	
	Scale 1 : 2000	This Drawing must not be used for Construction unless signed as Approved

Client	ENERGYAUSTRALIA NSW AND RE.ENERGY
Project	ASH PLACEMENT CELL CONCEPT DESIGN
Title	FILL STAGE 3A
Original Size	A1
Drawing No:	12541487-C009
Rev:	A



No	Revision	Note: * indicates signatures on original issue of drawing or last revision of drawing	Drawn	Job Manager	Project Director	Date
A	INITIAL ISSUE		LP			

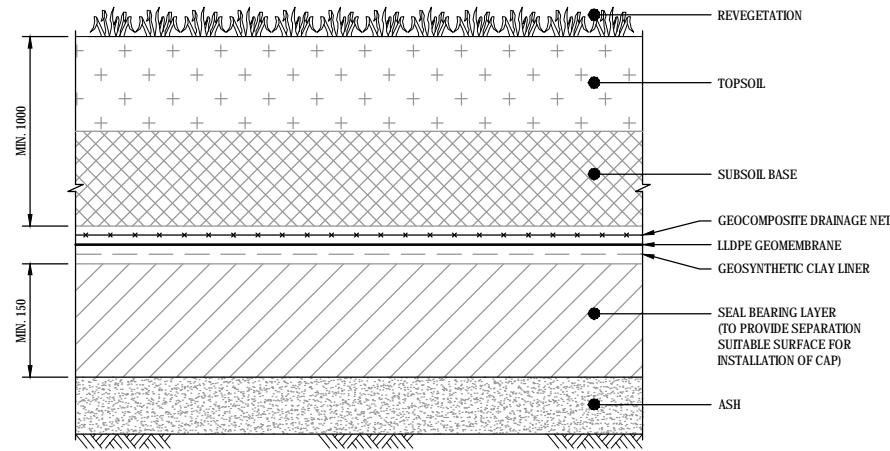


GHD

Level 15, 133 Castlereagh Street, Sydney NSW 2000 Australia
 Tel: 61 2 9239 7199
 E: sydmail@ghd.com W: www.ghd.com

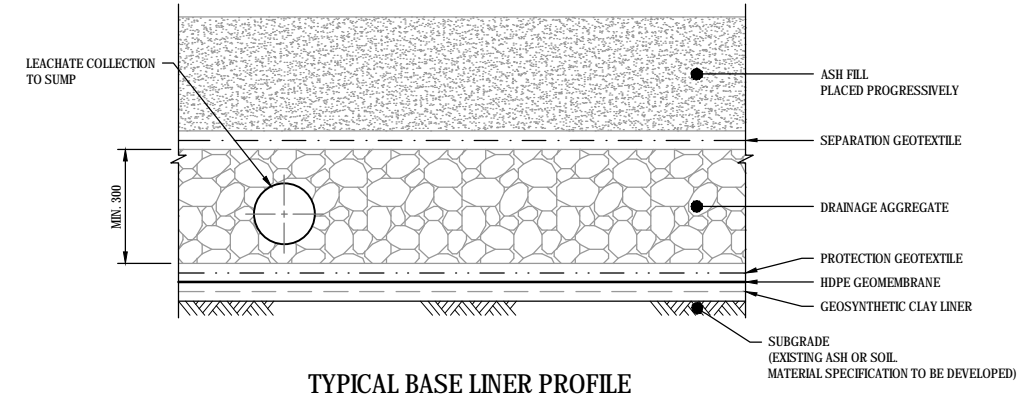
DO NOT SCALE	Drawn L. POSADAS	Designer R. GREWAL
Xref GHD_G_1031.dwg	Drafting Check	Design Check
Conditions of Use. This document may only be used by GHD's client (and any other person who GHD has agreed can use this document) for the purpose for which it was prepared and must not be used by any other person or for any other purpose.	Approved (Project Director)	Date
	Scale 1 : 2000	This Drawing must not be used for Construction unless signed as Approved

Client	ENERGYAUSTRALIA NSW AND RE.ENERGY
Project	ASH PLACEMENT CELL CONCEPT DESIGN
Title	FILL STAGE 3C
Original Size	A1
Drawing No:	12541487-C010
Rev:	A



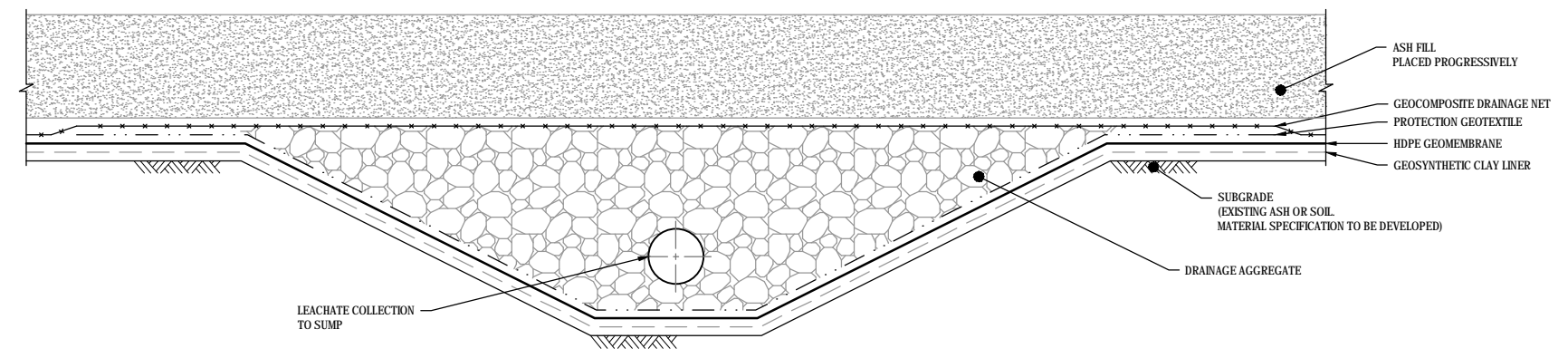
TYPICAL CAPPING SYSTEM

1 DETAIL
NOT TO SCALE



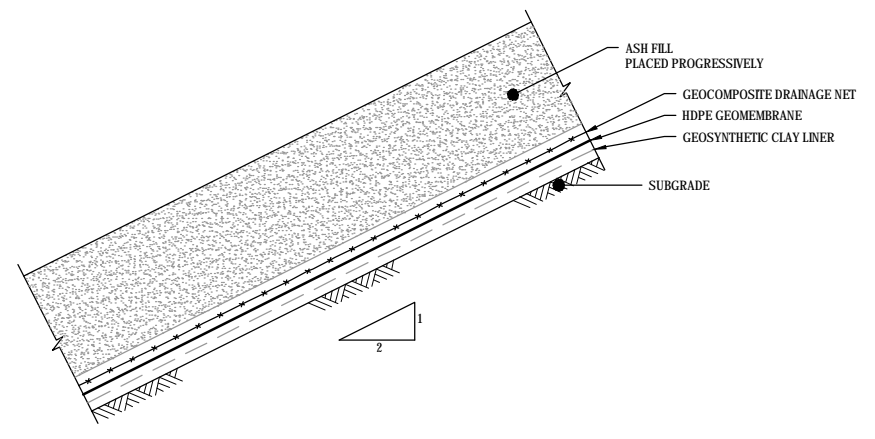
**TYPICAL BASE LINER PROFILE
AGGREGATE DRAINAGE LAYER OPTION**

2A DETAIL
NOT TO SCALE



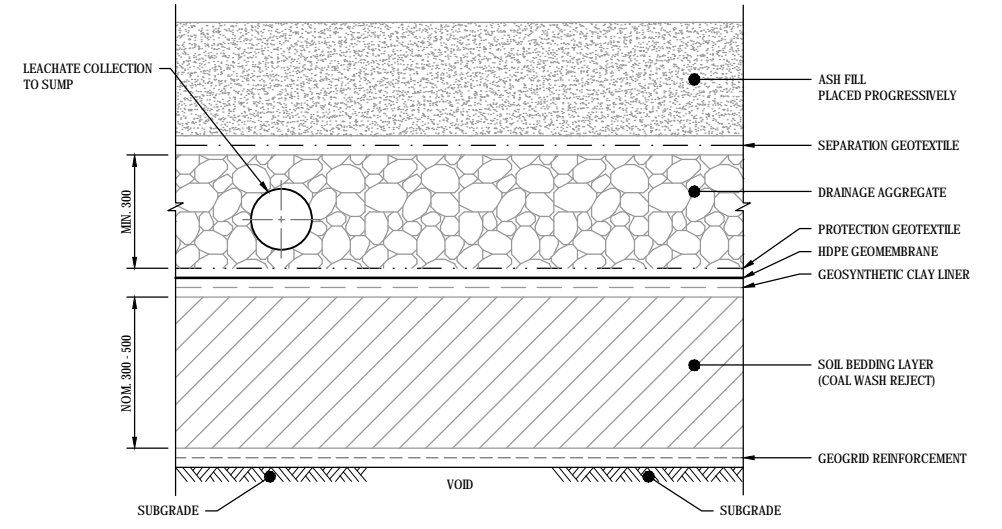
**TYPICAL BASE LINER PROFILE
GEOSYNTHETIC DRAINAGE LAYER OPTION**

2B DETAIL
NOT TO SCALE



SIDEWALL LINER PROFILE

3 DETAIL
NOT TO SCALE



BASE LINER PROFILE POTHOLES

4 DETAIL
NOT TO SCALE

No	Revision	Note: * indicates signatures on original issue of drawing or last revision of drawing	Drawn	Job Manager	Project Director	Date
B	REVISED		AH			29.03.21
A	INITIAL ISSUE		LP			

GHD
Level 15, 133 Castlereagh Street, Sydney NSW 2000 Australia
T 61 2 9239 7100 F 61 2 9239 7199
E sydmail@ghd.com W www.ghd.com

DO NOT SCALE	Drawn L. POSADAS	Designer R. GREWAL
Conditions of Use. This document may only be used by GHD's client (and any other person who GHD has agreed can use this document) for the purpose for which it was prepared and must not be used by any other person or for any other purpose.	Drafting Check	Design Check
	Approved (Project Director)	Date
	Scale 1 : 10	This Drawing must not be used for Construction unless signed as Approved

Client Project	ENERGYAUSTRALIA NSW AND RE.ENERGY ASH PLACEMENT CELL CONCEPT DESIGN
Title	TYPICAL DETAILS
Original Size	A1
Drawing No:	12541487-C011
Rev:	B