



AC1200 Wireless Dual Band Gigabit VoIP VDSL/ADSL Modem Router

Powerful Wi-Fi and Gigabit Wired
for a High-Speed Home

Archer VR500v



300Mbps + 867Mbps
Dual Band Wi-Fi



Gigabit
Ports



*2 VoIP
(2 FXS ports)



Voice
Mail



USB 2.0
Port

Highlights


Upgrade Your Home Entertainment

The Archer VR500v unlocks the full potential of your internet connection by providing combined dual band Wi-Fi speeds of up to 1.2Gbps and impressive broadband speeds of up to 100Mbps, helping all your devices reach peak performance.



Versatile Connectivity

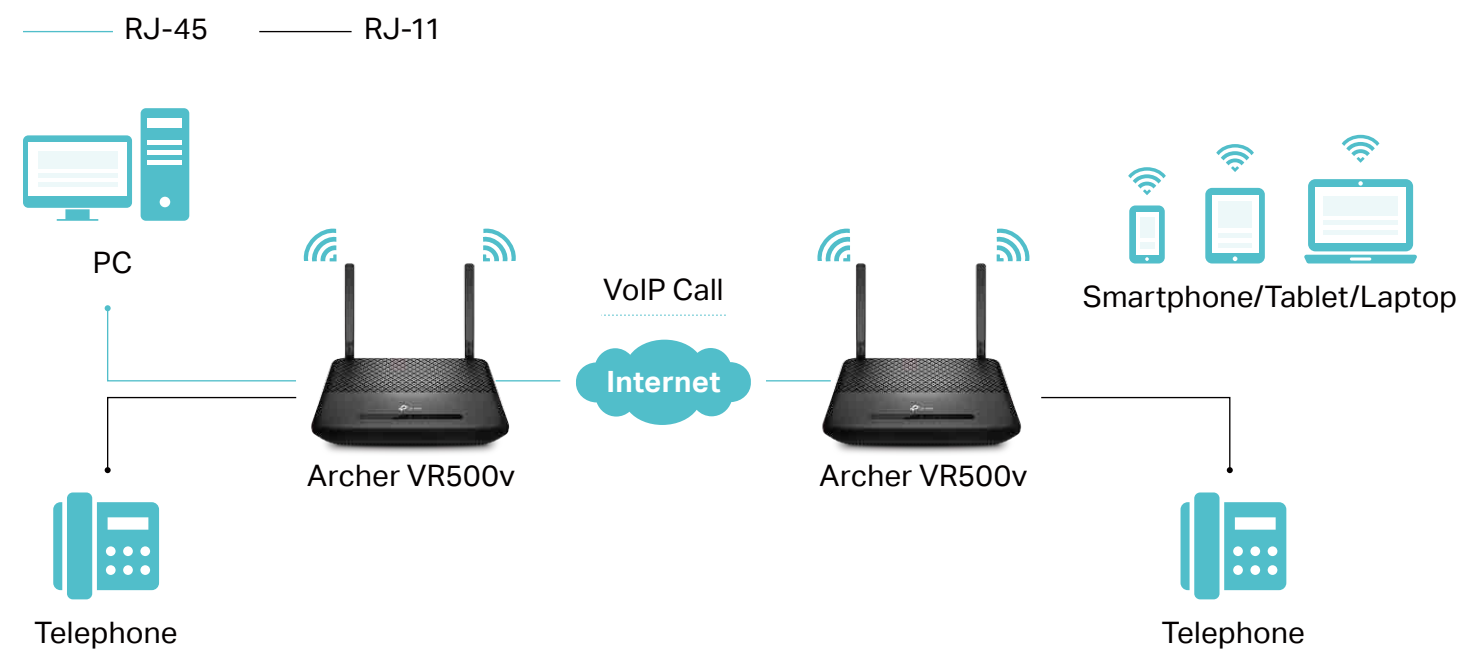
With multiple inputs, the Archer VR500v provides you with a variety of internet connection options. As a backup, the WAN port accepts the connections from cable or fiber modem via Ethernet cable. Additionally, the USB port supports 3G/4G dongle connections to keep you connected no matter what.



Highlights

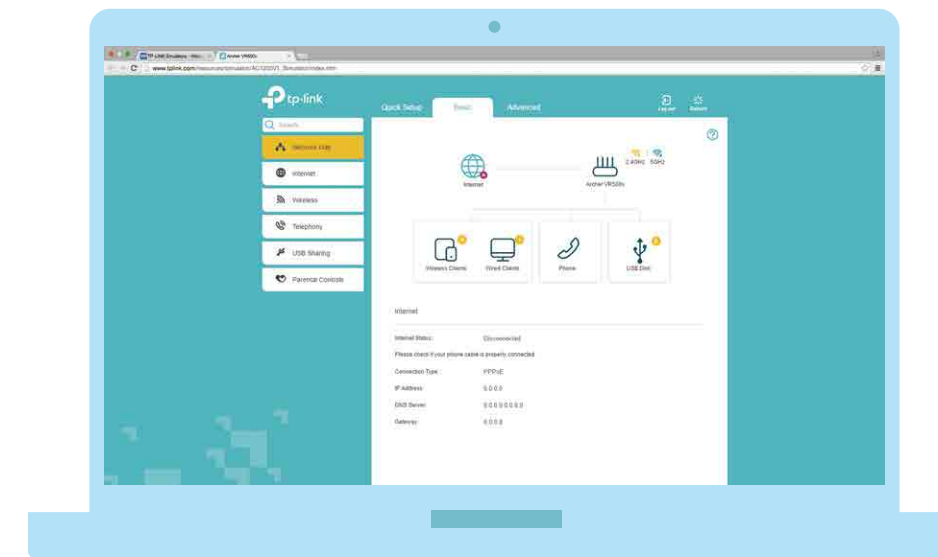
VoIP Calls

Supports up to 8 VoIP accounts and various call features, such as caller ID, call waiting, call holding and call forwarding to surpass traditional landlines.



Easy Setup and Use

TP-Link's innovative web UI makes your home network installation and management hassle free as relevant information is presented over an intuitive network map.




Intuitive Web Interface

Features



Speed

- **Blazing Fast Wireless Speed** – Combined wireless speeds up to 1.2Gbps at 2.4GHz & 5GHz band concurrently
- **Support 802.11 ac** – Offering 3 times faster data rate than 802.11n in a single stream
- **Gigabit Wired Speed** – Enjoy rapid, reliable wired connections for gaming and streaming in the best quality
- **Multi-SSID** – Provides different wireless access for different applications and services



Wi-Fi Range


- **Optimal Range Wi-Fi** – 2 dual band high-performance antennas ensure widespread Wi-Fi coverage and a stable connection



Reliability

- **Simultaneous Dual Band** – Separate Wi-Fi bands enable more devices to connect to your network without a drop in performance
- **Easy Bandwidth Management** – IP-based Bandwidth Control makes it easier for you to manage the bandwidth of connected devices

Features




Ease of Use

- Intuitive Web UI – Ensures quick and simple installation without hassle
- Fast Encryption – One-touch WPA wireless security encryption with the WPS button
- Power On/Off – Conveniently power on or off your router as required
- Web UI Upgrade – Update firmware on the web UI



Security

- Multi-SSID – Provides different wireless access for different applications and services
- Parental Control – Manage when and how connected devices can access the internet
- VPN Server – Support PPTP VPN and OpenVPN , easily setup a secure connection between your private networks to the Internet
- Encryptions for Secure Network – WPA-PSK/WPA2- PSK encryptions provide active protection against security threats



Easy Sharing

- USB Port – The USB 2.0 port enables network sharing of music, videos and other files through a connected hard drive

Specifications

Hardware

- Ethernet Ports: 4 10/100/1000Mbps RJ45 LAN Ports, 1 10/100/1000Mbps RJ45 WAN Port
- Ports: 1 RJ11 DSL Port, 2 RJ11 FXS Ports, 1 USB 2.0 Port
- Button: Power On/Off Button, WPS/Wireless On/Off Button, RESET Button
- Antenna: 2 External Dual Band Antennas
- External Power Supply: 12V/1.5A
- Dimensions (W x D x H): 8.6×6.1×1.4 in. (217.7×155.5×36.8mm)



Wireless

- Wireless Standards: IEEE 802.11ac/n/a 5GHz, IEEE 802.11b/g/n 2.4GHz
- Frequency: 2.4GHz and 5GHz (not Supports DFS)
- Signal Rate: 867Mbps at 5GHz, 300Mbps at 2.4GHz
- Transmit Power: <20dBm(2.4GHz), <23dBm(5GHz)
- Wireless Function: Enable/Disable Wireless Radio, WDS Bridge, WMM, Wireless Statistics
- Wireless Security: 64/128-bit WEP, WPA/WPA2, WPA-PSK/WPA-PSK2 encryptions
- Wireless Schedule: Support 2.4GHz and 5GHz Wireless Schedule

Specifications

Software

- Operation Modes: VDSL/ADSL Modem Router, Wireless Router, 3G/4G Router
- DHCP: Server, Client, DHCP Client List, Address Reservation, DHCP Relay
- Quality of Service: ATM QoS, bandwidth control
- Port Forwarding: Virtual Server, Port Triggering, DMZ, ALG, UPnP
- Dynamic DNS: DynDns, NO-IP
- VPN Passthrough: PPTP, IPSec Passthrough
- ATM/PPP Protocols: ATM Forum UNI3.1/4.0, PPP over ATM (RFC 2364), PPP over Ethernet (RFC2516), IPoA (RFC1577/2225), MER/IPvE (RFC 1483 Routed), Bridge (RFC1483 Bridge), PVC – Up to 8 PVCs
- Security: NAT Firewall, Access Control, MAC / IP / URL Filtering, Denial of Service (DoS), SYN Flooding, Ping of Death, IP and MAC Address Binding
- USB Sharing: Support Samba(Storage)/FTP Server/Media Server, 3G/4G Modem
- Advanced Functions: Parental Control, Network Address Translation(NAT), Port Mapping (Grouping), Static Routing, RIP v1/v2(optional), DNS Relay, DDNS, IGMP V1/V2/V3
- Management: Web Based Configuration(HTTP), Remote management, Command Line Interface, SSL for TR-069, SNMP v1/2c, Web Based Firmware Upgrade, Diagnostic Tools,
- IPSec VPN: Supports up to 16 IPSec VPN tunnels
- Protocols: Supports IPv4 and IPv6



For more information, please visit

<http://www.tp-link.com/en/products/details/Archer-VR500v.html>

or scan the QR code left

Specifications are subject to change without notice. TP-Link is a registered trademark of TP-Link Technologies Co., Ltd. Other brands and product names are trademarks or registered trademarks of their respective holders. Copyright ©2016 TP-Link Technologies Co., Ltd. All rights reserved.

www.tp-link.com

Others

- Certification
RCM, BroadSoft
- System Requirements
Microsoft Windows 98SE, NT, 2000, XP, Vista™ or Windows 7, 8, 8.1, 10, MAC OS, NetWare, UNIX or Linux
Internet Explorer 11, Firefox 12.0, Chrome 20.0, Safari 4.0, or other Java-enabled browser
Cable or DSL Modem
- Environment
Operating Temperature: 0°C~40°C (32°F ~104°F)
Storage Temperature: -40°C~70°C (-40°F ~158°F)
Operating Humidity: 10%~90% non-condensing
Storage Humidity: 5%~90% non-condensing
- Package Contents
AC1200 Wireless Dual Band Gigabit VoIP VDSL/ADSL Modem Router Archer VR500v
External Splitter
RJ11 DSL Cable
RJ45 Ethernet Cable
Power Adapter
Quick Installation Guide